

## CIB Membership Development in 2011

The Annual CIB Membership Development for 2011 is presented in this News article with some comparative data for the period 2009 - 2011.

An explanatory text to the presented data is included as an annex.

### Some General Conclusions

Last year the CIB Membership decreased: the total net loss (i.e. new members minus members lost) = - 20 Members. This originated mostly from:

- Europe: -14
- Full Members: -5 / Associate Members: -14
- Universities: -8 / Research: -6

### 1. Membership Development over a longer Period

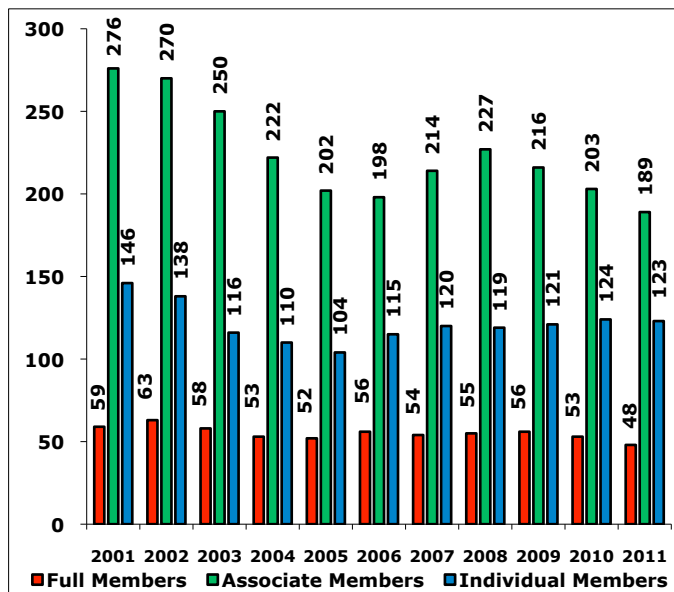


Figure 1: CIB Membership Development 2001-2011

### 2. Membership Composition per Category

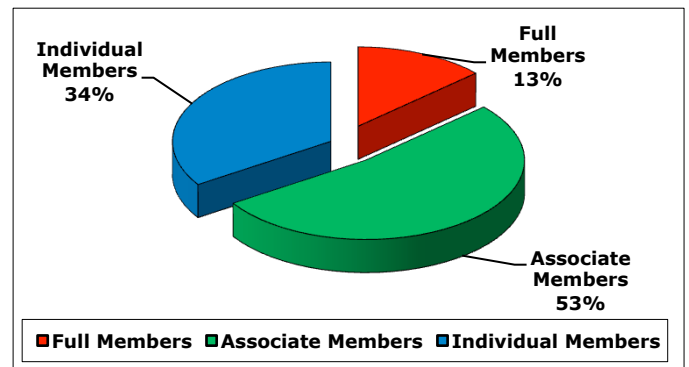


Figure 2: Membership Composition per Category as per 31-12-2011

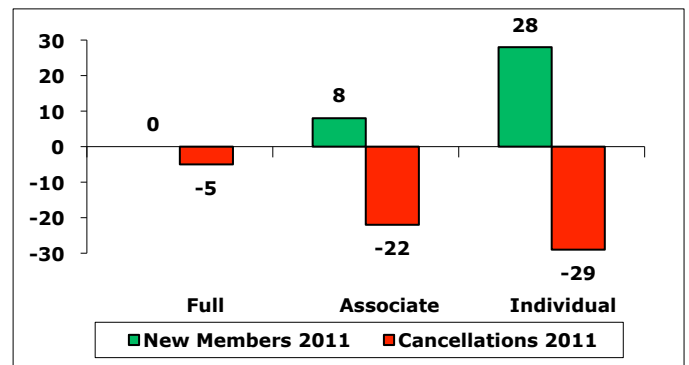


Figure 3: New Members and Cancellations of CIB Members per Membership Category for the Year 2011

### 3. Membership Development per Fee Level

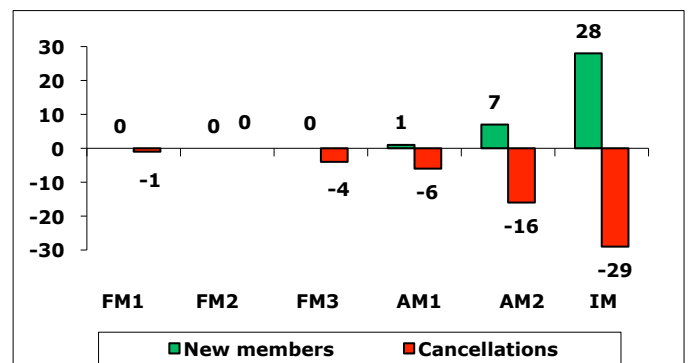
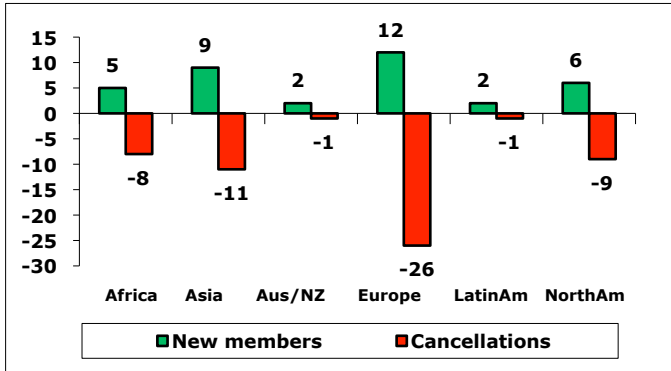


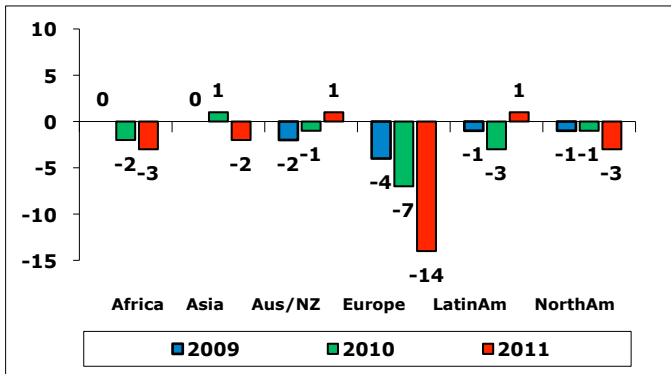
Figure 4: Membership Development per Fee Level in 2011



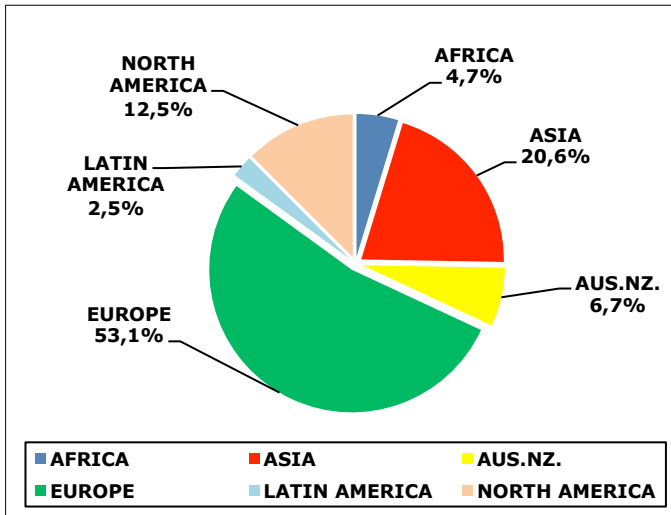
**4. Geographical Membership Development**



**Figure 5:** New and Cancelled Members in 2011 per Region

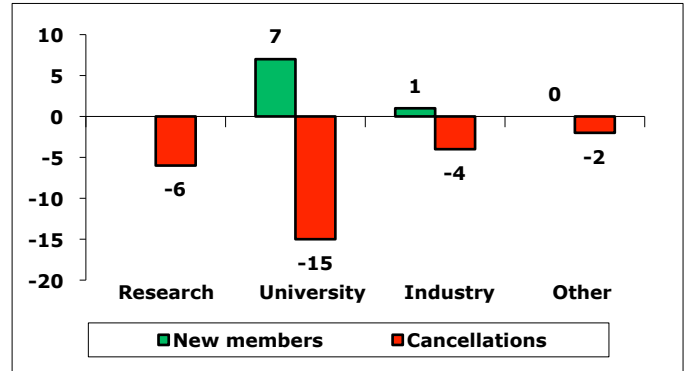


**Figure 6:** Net Growth and Loss per Region over the last three Years

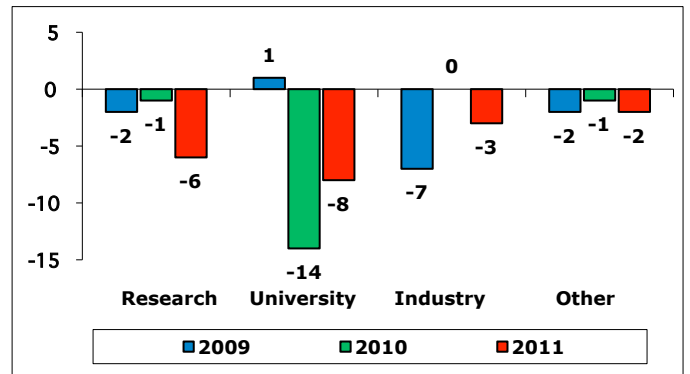


**Figure 7:** Proportional Composition of the CIB Membership per Region as at 31<sup>st</sup> December 2011

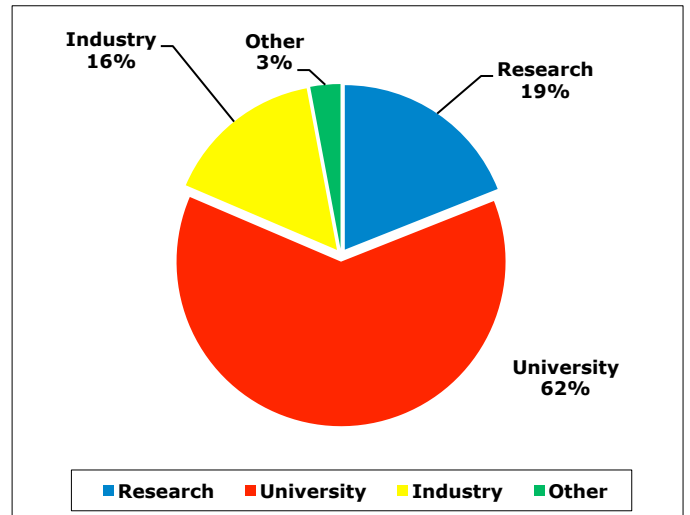
**5. Membership Development per Type of Organisation**



**Figure 8:** Membership Development per Type of Organisation in 2011



**Figure 9:** Membership Development per Type of Organisation over the past three Years



**Figure 10:** Proportional Composition CIB Membership by Type of Organisation as at 31<sup>st</sup> December 2011



## **Annex**

### **Explanatory text to the presented data**

Comparative data are presented in this document with respect to:

- Membership Categories
- Fee categories
- Geographical composition
- Type of organisations among the Full and Associate Members.

#### **Membership Categories**

Within CIB the following Membership Categories are distinguished:

- Full Members
- Associate Members
- Individual Members

#### **Fee Categories**

CIB distinguishes 6 Membership Fee Categories,

- 3 for Full Members (FM1/2/3)
- 2 for Associate Members (AM1/2)
- 1 Category Individual Member (IM)

The fee levels in 2011 (in Euro and without possible country GNIpc related reductions) for each Membership Category were as follows:

- FM1: € 12.015,
- FM2: € 8.010,
- FM3: € 2.756,
- AM1: € 1.384,
- AM2: € 1.246 and
- IM: € 275.

#### **Geographical Composition**

The Geographical composition refers to the following regions:

- Africa
- Asia
- Australia/New Zealand
- Europe
- Latin America
- North America

#### **Different Types of Organisational Members**

Distinguished main types of Organisations (for Full and Associate Members) are:

- Research
- University
- Industry
- Other